



Power Washer



Power washer


NEW ANTHONY 012
COMET
KF EXT 14
Premium
9-18




To be filed: - Maintenance on
To be checked.

Operating instruction

Tasks in order	Description	Picture




HEALTH & SAFETY




HAVE TO BE WORN TO USE THIS MACHINE :




Safety footwear



Gloves



Protective
clothing



Eye protection

Carry out the maintenance as mentioned in the manual's instructions.

In case of accident or of a discovery of someone in difficulty:

- Contact Green Skip : **21422009** (from inside of the company : 111)
- In case of absence: 21422010/21422017

- 1) Call the emergency general number typing the number



112 or for the ambulance 196.

- 2) Give the address of the place: **GREEN SKIP GROUP SERVICES LTD, Ta' I imriekeb, Ramla road, Maghtab-Naxxar, NXR 6540, MALTA**, explaining the entrance and the floor of the building where the people to save are.
- 3) Go to welcome the emergency services at the address you told them.

SAFETY INSTRUCTIONS :

Do not use the device in the vicinity of persons, unless they are wearing the necessary protective garments. High pressure jets may be dangerous if used incorrectly, the jet must never be directed on persons, live electrical appliances, including the appliance itself. Never use the jet to clean your own garments or footwear. The high pressure of the water generated and connection to the electricity supply constitute particularly serious danger risks. Carefully read the user instructions before starting the machine for the first time. Follow the safety warnings. The appliance must be used solely by personnel trained in its use and specifically authorized to use it. The user manual must be made available to all users. Do not subject the machines to any modifications which may jeopardize personal safety. Using extensions, check the minimum section of the individual cables (see paragraph entitled "Connection to the mains appliances"). Install the extensions in such a way as not to alter the protection class of the appliance. In the event of the use of extensions, the plug and socket must be of waterproof type. The use of unsuitable extension leads may constitute a danger risk. Your electrician can give you the necessary information on the protection classification. The electrical system to which the appliance is connected must be realized in compliance with the laws of the country of installation. The presence of a differential magnetothermal switch is necessary with a sensitivity of equivalent to 30 mA, above the power socket or the system. Only put the appliance into operation providing that all components are free of defects. Firstly check the mains attachment wire, the high pressure pipe, the spraying device and the body. Do not tread on the high pressure pipe; do not pull, bend or twist it. Do not shift the appliance by pulling it by the high pressure pipe. Never operate with a defective high pressure pipe, but always replace with original spare. The high pressure pipe must be homologated for the permitted working overpressure of the appliance. The functional overpressure and maximum temperature admitted, as well as the date of construction are printed on the high pressure pipe covering. Use only slightly alkaline detergents (Ph 9.1, 1% solution), that are over 90% biodegradable.

As concerns water connection, refer to the regulations of the individual countries. The constructor will not accept liability for any damage to people, animals or things as the result of improper, incorrect or unreasonable use, or use which does not comply with the

above indications. The water cleaner must not be used by children or untrained persons. Use only flexible hosing, accessories and fittings recommended by the manufacturer. Do not use the appliance in the event of any damage to the power cable or other parts such as piping and fitting.

IMPORTANT : Use only original Spare Parts. It is advisable to wear work overalls in order to reduce the risk of injury in the event of accidental contact with a high pressure jet.

Field of application

The high pressure water cleaner has been developed for washing vehicles, machines, containers, façades, stables and for removing rust without generating dust or sparks. During cleaning, ensure that no dangerous substances of the object to be cleaned are dispersed into the environment (such as asbestos, oil for example). Carefully follow disposal instructions. Do not treat concrete-asbestos surfaces with high pressure jets. As it may cause the detachment of dangerous asbestos fibres as well as dirt, detrimental to the lungs. The risk exists particularly after the drying of a surface treated with a water jet or steam. Do not clean delicate components made of rubber, fabric or similar materials with a multi-directional jet. When cleaning with a high pressure, flat jet, keep the nozzle at a minimum distance of 15 cm.

STARTING UP, OPERATIONAL ADVICE

The trigger of the spray gun must function smoothly and return to initial position, after release.

Check the functional conditions of the appliance before the start of each operation. The mains cable and the plug, the high pressure pipe with spraying device and the safety devices are particularly important.

Keep children and animals clear when the appliance is operating. **Do not ever wash the appliance**

or other electrical appliances with a water jet. Short circuit danger ! Check that there is sufficient air circulation in the motor ventilation zone. Do not cover the appliance, ensure that there is sufficient

motor ventilation. Position the high pressure cleaner as far away as possible from the object to be sprayed.

Do not damage the mains attachment cable by treading on it, squashing or pulling it, etc. Do not detach the plug from the socket by pulling the connection wire, but pull out the plug. Make sure hands are dry before touching the plug and the connection cable.

Hold the spraying device with both hands in order to properly absorb the reaction force and the additional torque in the case of spraying device with an inclined

spraying pipe. Always assume a safe and secure position.

Before undertaking any work on the appliance always detach the plug from the power socket.

MAINTENANCE :

Before undertaking any work on the appliance always detach the plug from the power socket.

Should the power cable be damaged, it must be replaced by a cable or a set of special cables available from the manufacturer or its assistance service.

The pins and joints of the connection cables of the electrical system must be protected against accidental water sprays.

STORAGE

Store the appliance in premises protected against freezing conditions.

Schedule of Maintenance:

Note down every time you use the machine and what kind of maintenance was carried out as mentioned in the manual's instructions.

[illegible]